

Paint with Pride





The Teknos coatings described in this card are water based microporous paints specifically designed for exterior joinery. These coatings use resin systems which when dry are both flexible and breathable, allowing timber to move naturally through the seasons whilst minimising the cracking and peeling associated with traditional solvent based coatings.


Teknos is one of Europe's leading suppliers of joinery coatings and a major producer of industrial, powder and architectural paints.

Teknos companies operate throughout the Nordic region; in Germany; UK; Ireland; Scotland; Poland; Slovenia; Russia; and through a network of distributors in around 20 other European countries.


The Group's leadership in exterior joinery protection is founded on sustained levels of R&D expenditure, a strong concern for the environment, and a commitment to Customer partnership founded on innovative products, reliable supply and value added coating solutions.

Teknos is one of Europe's largest family owned businesses.

GBI 000



GBI 030



GBI 060



GBI 090




GBI 120




GBI 150


GBI 001




GBI 031




GBI 061



GBI 091




GBI 121




GBI 151

Important Note


Although we make every effort to match the colours on this card as closely as possible to the paint, due to limitations in the printing process we cannot guarantee an exact replication of colour.




GBI 002




GBI 003




GBI 004




GBI 005



GBI 032



GBI 033




GBI 034



GBI 035



GBI 062



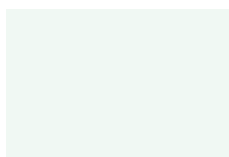
GBI 063




GBI 064



GBI 065



GBI 092




GBI 093




GBI 094



GBI 095



GBI 122




GBI 123




GBI 124



GBI 125



GBI 152




GBI 153



GBI 154




GBI 155



GBI 006



GBI 007



GBI 008




GBI 009



GBI 036



GBI 037



GBI 038



GBI 039



GBI 066



GBI 067



GBI 068



GBI 069



GBI 096



GBI 097



GBI 098



GBI 099



GBI 126



GBI 127



GBI 128



GBI 129



GBI 156



GBI 157



GBI 158




GBI 159



GBI 010



GBI 011



GBI 012



GBI 013



GBI 040



GBI 041



GBI 042



GBI 043



GBI 070



GBI 071



GBI 072



GBI 073



GBI 100



GBI 101



GBI 102



GBI 103



GBI 130



GBI 131



GBI 132



GBI 133



GBI 160




GBI 161



GBI 162




GBI 163



GBI 014



GBI 015



GBI 016




GBI 017



GBI 044



GBI 045



GBI 046



GBI 047



GBI 074



GBI 075



GBI 076



GBI 077



GBI 104



GBI 105



GBI 106



GBI 107



GBI 134



GBI 135



GBI 136



GBI 137



GBI 164



GBI 165



GBI 166



GBI 167



GBI 018



GBI 019



GBI 020



GBI 021



GBI 048



GBI 049



GBI 050



GBI 051



GBI 078



GBI 079



GBI 080



GBI 081



GBI 108



GBI 109



GBI 110



GBI 111



GBI 138



GBI 139



GBI 140



GBI 141




GBI 168



GBI 169



GBI 170



GBI 171

Colour Chart Information

This colour chart shows our popular range of custom opaque colours typically used in the domestic UK and Irish markets. We also produce a full range of RAL, British Standard and NCIS colours and offer a colour matching service for other colours if required.

The notes on this card are intended to give general guidance on the maintenance and application of Teknos joinery maintenance products. Further information, Technical Data Sheets and Material Safety Data Sheets are available on our web site www.teknos.co.uk or by calling your local service desk.

Teknos products are not available through DIY or retail outlets but can be purchased direct by calling our Customer Service Teams in Banbury, Livingstone and Belfast. Payment is accepted by credit or debit card and orders placed before noon will normally be despatched the same day and delivered by courier within three working days.

All of the Teknos products described in this card are water based with VOC levels significantly below current and proposed legislative levels. Teknos does not use heavy metal additives in any of its products.

Notes:

This colour range is also available for internal applications, though here we recommend an alternative top coat, **Aquacoat 2970**, which is designed for internal doors, skirting boards, and kitchen furniture.

The information given on this card and any technical advice whether written or verbal is for guidance and given in good faith but without warranty since skill of application and site conditions are beyond our control.

We reserve the right to amend our colours and finishes at any time

Teknos Products

Teknos microporous coatings are specifically designed for application to exterior joinery, protecting vulnerable areas and providing a long lasting decorative finish. Typical products used in the maintenance of exterior joinery are described below:

TEKNOL® AQUA 1410

Unique water based preservative for flow and dip coating application. Active biocides combined in an organic resin, inhibit mould and fungal growth and resist migration on ageing.

Teknos TEKNOL® AQUA 1410 contains active biocides and is registered with the UK HSE under reference 7940 and with the Irish DoA under reference PCS 95227.

AQUATOP® 2600

AQUATOP® microporous topcoats provide extended protection against weathering, UV degradation, mould and fungal attack. Proprietary technology minimises micro foaming in the final paint film, extending coating durability and giving added clarity to translucent finishes.

AQUATOP®'s unique blend of water based acrylic polymers allow high film builds to be applied in the factory which dry quickly and rapidly resist blocking.

AQUATOP® is suitable for both spray and brush application, providing maintenance continuity on factory finished joinery items.

AQUA PRIMER® Opaque Primer

Exclusive water based polymers with outstanding filling and penetrating qualities, enhance adhesion and minimise grain raising.

ANTISTAIN AQUA® Primers

Water based isolating paints which can be used as priming or intermediate coats to prevent tannin staining on hardwood species or minimise extractive staining on softwood knots.

TEKNOSEAL® 4000 End Grain Sealer

A brush applied, water based, barrier coat which penetrates and seals porous end grain, reducing moisture uptake by up to 90%.

TEKNOSEAL® 4001 Break Joint Filler

A clear, flexible, overcoatable compound which bridges the natural movement in construction joints and seals exposed end grain, preventing moisture penetration.

TEKNOFILL® 5001 Fine Surface filler

Solvent free acrylic filler, which dries to a smooth, fine surface and is easily sanded and quickly overcoatable. Used in combination with Anti Stain Aqua 5200, provides enhanced resistance to knot staining.



Aqua Primer's® nano particle technology increases penetration depth, ensuring outstanding protection



Water is repelled but micro porosity allows moisture to escape

Application Notes



Brush application of waterborne paint requires a different technique from traditional solvent based coatings, mainly due to its shorter drying time and reduced flow. However, following a few simple hints will produce excellent results.

- The quality of the brush is very important; a long haired synthetic brush will give the best results and you should avoid short haired or worn brushes which may leave lines in the dry film. Prior to application, thoroughly wet the brush with water, ensuring that the base of the bristles (the heel of the brush) is fully wetted.
- The viscosity of the paint will affect the ease of application. Whilst the product can be applied directly from the tin, additional thinning with between 5 and 15% of water will improve the flow and levelling properties of the product, particularly in warmer weather.
- For the best results a three stage application technique should be developed:
 - Load the coating generously onto the surface and disperse briskly
 - Even out the coating with light diagonal cross strokes ... **DO NOT OVERBRUSH** ... the coating will flow and level naturally
 - Finish the application with **LIGHT** brush strokes in the direction of the grain

- With practice an even coat can be applied quickly. An even coating film is important for durability and also for appearance.
- Apply and finish each section of the joinery in a systematic method. This means painting a window or door one component at a time e.g. Top Rail followed by a Stile followed by the Bottom Rail.
- When applying darker opaque colours over previously applied lighter shades use one coat of Anti Stain aqua 2901 Grey to improve opacity.
- Do not attempt to paint when the temperature is below 5 degrees Celsius, or if the relative humidity exceeds 80% as the curing and performance of the coating may be impaired.
- If there is any doubt about the substrate or underlying paint film, apply the appropriate Teknos products to a small, inconspicuous area, allow to dry for 24 hours and then inspect for appearance and adhesion to substrate.
- Wash out brushes with a mild detergent solution (e.g. washing up liquid) and rinse with clean water.

Repair products can be obtained from Teknos, and can be stored in frost free conditions for up to six months in sealed packaging. Typically, Teknos primer and topcoats will cover 8-10 square meters per litre.



Care and protection of exterior joinery



- With proper care and attention, Teknos coatings will give extended life between redecoration cycles. For best performance, the following should be observed:
- At least once per year all coatings should be washed with mild detergent and water to remove any surface pollution.
- All hinge mechanisms and handles should be checked at least biannually for ease of operation and lubricated with light oil suitable for the purpose, as required.
- Weather seals should be cleaned at least once per year to remove any dust or grime in accordance with the manufacturer's instructions.
- Ventilators should be cleaned at least once per year to remove any dirt or grime in accordance with the manufacturers' instructions.
- Rainwater goods should be cleaned, blockages removed and any leaks repaired.
- Minor areas of coating damage, shakes or open joints should be locally repaired in line with the relevant recommendations as follows.

First and subsequent redecoration

All areas to be recoated should be washed down with a mild detergent solution and rinsed with clean water to remove dust, insects and other contaminants, which can form a base for algae and fungi growth.

Where the coating system is intact but requires a cosmetic coat, the following procedure should be followed:

- Using a good quality, long haired, synthetic brush, designed for use with acrylic paints, apply one or two coats of Aquatop 2600 topcoat in the appropriate shade.
- Allow to dry for four hours between coats.



Where minor flaking affects small areas of the topcoat surface but the timber substrate is not exposed, the following procedure should be followed:

- Abrade the damaged area with a fine grade abrasive paper to remove all unsound coating and feather out to leave a smooth surface.
- Clean down and wash the abraded area to remove dust, and allow to thoroughly dry.
- Using a good quality, long haired, synthetic brush, designed for use with acrylic paints; apply a coat of Aquatop 2600 topcoat in the appropriate shade.
- Allow to dry for four hours and then apply a second coat.
- If the damaged area is widespread, it is recommended that the whole frame is lightly abraded and repaired as described above with the second coat applied to the complete frame.

Where moisture has penetrated joints, end grain, mitres or natural movement of the timber has opened shakes

- Abrade the damaged area with a fine grade abrasive paper to remove all unsound coating and feather out to leave a smooth surface.
- Clean down and wash the abraded area to remove dust, and allow to thoroughly dry.
- Treat bare wood, where appropriate, with a surface preservative, such as Teknol Aqua 1410, and allow to dry.
- Prime with Anti Stain Aqua 2901 for opaque systems.
- Seal any open joints with Teknoseal 4001 joint sealer applied by mastic gun. Wipe with a damp cloth or spatula to give a smooth joint and allow to dry to a clear finish.
- Seal any exposed end grain with Teknoseal 4000 end grain sealer and allow to thoroughly dry.
- Using a good quality, long haired, synthetic brush, designed for use with acrylic paints; apply a coat of Aquatop 2600 topcoat in the appropriate shade.
- Allow to dry for four hours and then apply a second coat.



Where damage has affected the full depth of the coating system, i.e. a deep cut or gouge, the full system requires repair

- Abrade the damaged area with a fine grade abrasive paper to remove all unsound coating and feather out to leave a smooth surface. .
- Clean down and wash the abraded area to remove dust, and allow to thoroughly dry.
- Treat bare wood, where appropriate, with a surface preservative, such as Teknol Aqua 1410, and allow to dry.
- Prime with Anti Stain Aqua 2901 for opaque systems.
- Using a good quality, long haired, synthetic brush, designed for use with acrylic paints, apply a coat of Aquatop 2600 topcoat in the appropriate shade.
- Allow to dry for four hours and then apply a second coat.

Resin Exudation


Resins are a naturally occurring component of timber and can be found in pockets within the wood or associated with knots. Some timber species are naturally more resinous than others, but resin exudation can occur in many circumstances and is often impossible to detect at the manufacturing stage.

Resin exudation most often occurs on south facing elevations and on darker colours, where the heat of the sun liquefies and mobilises the resins, drawing them to the joinery surface.

With microporous coatings, such as AQUATOP®, the resin often passes through the coating leaving it undamaged, but a sticky resin will be visible on the surface.

Where resin has exuded through the coating:

- The best remedial treatment is to allow it to weather until it dries and oxidises, forming a white crystalline powder. The dried resin can then be removed with a stiff nylon or natural bristle brush, and any remaining residues washed off with a cloth.
- Water based coatings with their relatively high degree of moisture vapour permeability often allow the passage of resin to the surface without damage to the coating. If the finish is not damaged, by over-vigorous scrubbing during crystal removal, re-coating is often unnecessary.
- Although it may be unsightly, it is better not to remove fresh sticky resin. In practice, this can be very difficult, and the presence of sticky resin indicates that the exudation is still continuing. The remedial work for resin exudation is often best left until the first maintenance period, by which time the resin has normally fully crystallised. After removal as described above, the overall application of one maintenance coat of finish restores the general appearance of the timber and maintains its protection.




Teknos commitment to quality ...



- Teknos is committed to quality and meeting and exceeding best practice.
- All Teknos factories have quality and environmental management systems certified in accordance with ISO 9001 and ISO 14001 and our plant in Vamdrup, where we manufacture our exterior joinery products also holds an EMAS certificate.
- In keeping with our Scandinavian heritage, all Teknos products are water based, have VOC levels significantly below current and projected European norms and are free of all heavy metal additives.

... protecting our environment





Teknos UK and Ireland

Teknos is one of the leading suppliers of industrial wood coatings in the UK and Ireland.

Teknos have 3 service centres, located at Swerford, near Banbury, Livingstone and Belfast, and provide expertise and delivery services throughout the British Isles.

For further information and assistance, please contact your local centre.



Teknos UK Limited (Head Office)

Unit E1, Heath Farm
Banbury Road, Swerford
Oxfordshire OX7 4BN
Tel. +44 (0) 1608 683 494
sales@teknos.co.uk

Teknos UK Limited (Scotland)

Nettlehill Road
Houstoun Industrial Estate
Livingston EH54 5DL
Tel. +44 (0) 1506 436 222
sales.scotland@teknos.co.uk

Teknos Ireland Limited

52 Ballymoughan Road
Magherafelt BT45 6HN
Tel. +44 (0) 2879 301 472
sales.ireland@teknos.co.uk

www.teknos.co.uk

